
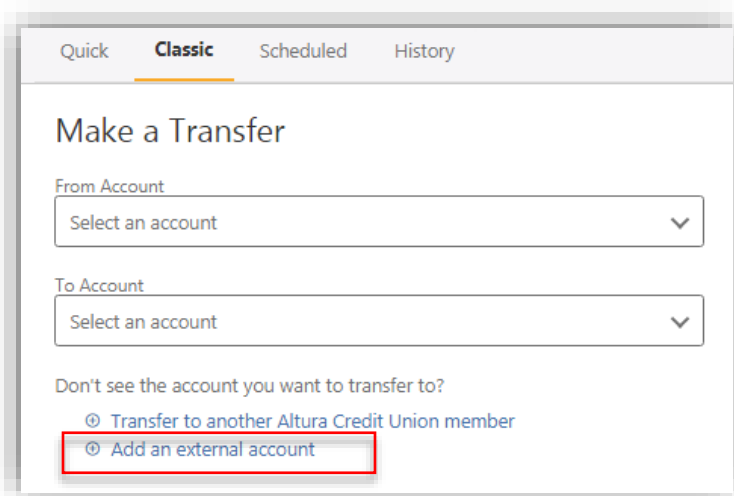


Alternate ACH Accounts



After logging in, click on Transfers



Quick **Classic** Scheduled History

Make a Transfer

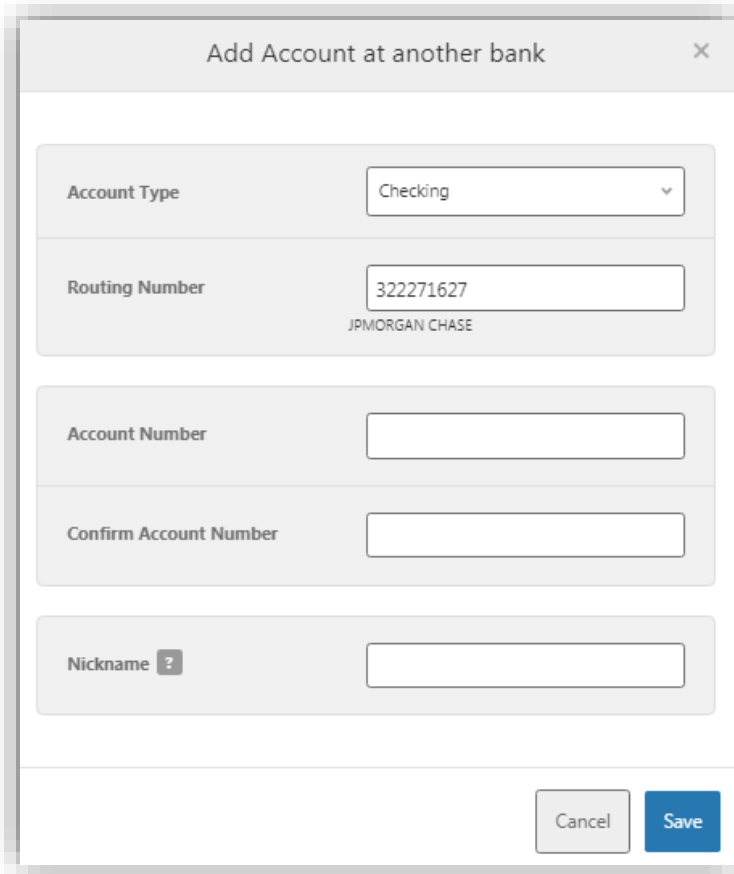
From Account
Select an account

To Account
Select an account

Don't see the account you want to transfer to?

- Transfer to another Altura Credit Union member
- Add an external account**

From the Classic transfer tab, click on + Add an external account.



Add Account at another bank

Account Type: Checking

Routing Number: 322271627
JPMORGAN CHASE

Account Number: []

Confirm Account Number: []

Nickname [?]: []

Cancel Save

Enter the account and routing number of your other financial institution and a nickname of your choice.



Additional verification will be required to add this alternate account to your online banking.

Verification Needed

Please verify your identity before completing this action.

Text Email Call

The verification code will be sent to your phone via SMS.
Standard messaging rates apply.

(888) 883-7228
 (888) 883-7228

After clicking Save, you will receive a message informing you that two test deposits will be sent to your other financial institution. These deposits must be confirmed before using the alternate account.

Confirm Your External Account

As a security measure, you cannot transfer funds to or from this account until it has been confirmed.


1

We will send two (2) deposit transactions to this account.
It may take up to three business days to appear in the transaction history.

2

Go to Settings and click on the Accounts tab to confirm the external account.

As long as the ACH Account is in a Pending status, this alert will remain on your account.

 You have **1 pending external account**
Confirm trial deposits to finish linking external accounts Confirm

Confirm Trial Deposits

As a security measure, we sent two transactions of different amounts to account # [redacted] at [redacted] BANK. It may take up to three business days for those transactions to appear in your account.

We ask you to confirm the transaction amounts to ensure you're the owner of this [redacted] BANK account.

First Deposit *	<input type="text"/>
Second Deposit *	<input type="text"/>

Cancel Confirm

Once confirmed, you may begin using the ACH Account for transfers and loan payments.

Quick **Classic** Scheduled History

Make a Transfer

From Account

Select an account ^

- Ascend Checking ***** (A)
- Primary Savings **** (A)
- Chase Checking ***** (B)

Amount

\$ Enter Amount

The alternate account should now be listed in the transfers menu.